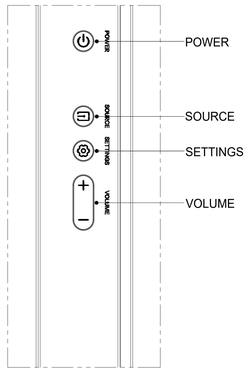

DETAIL B
SCALE 6 : 10

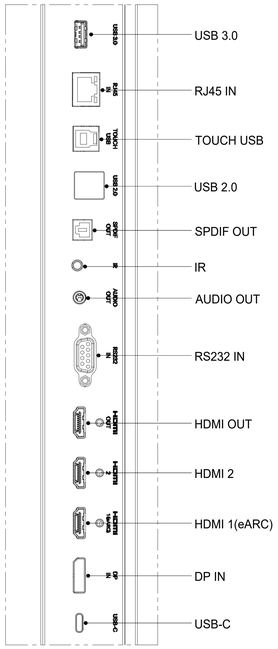

DETAIL A
SCALE 6: 10

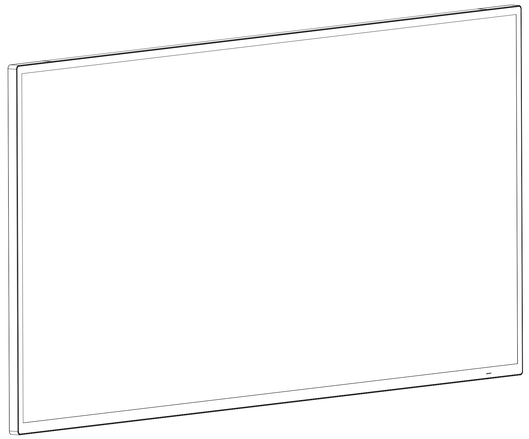

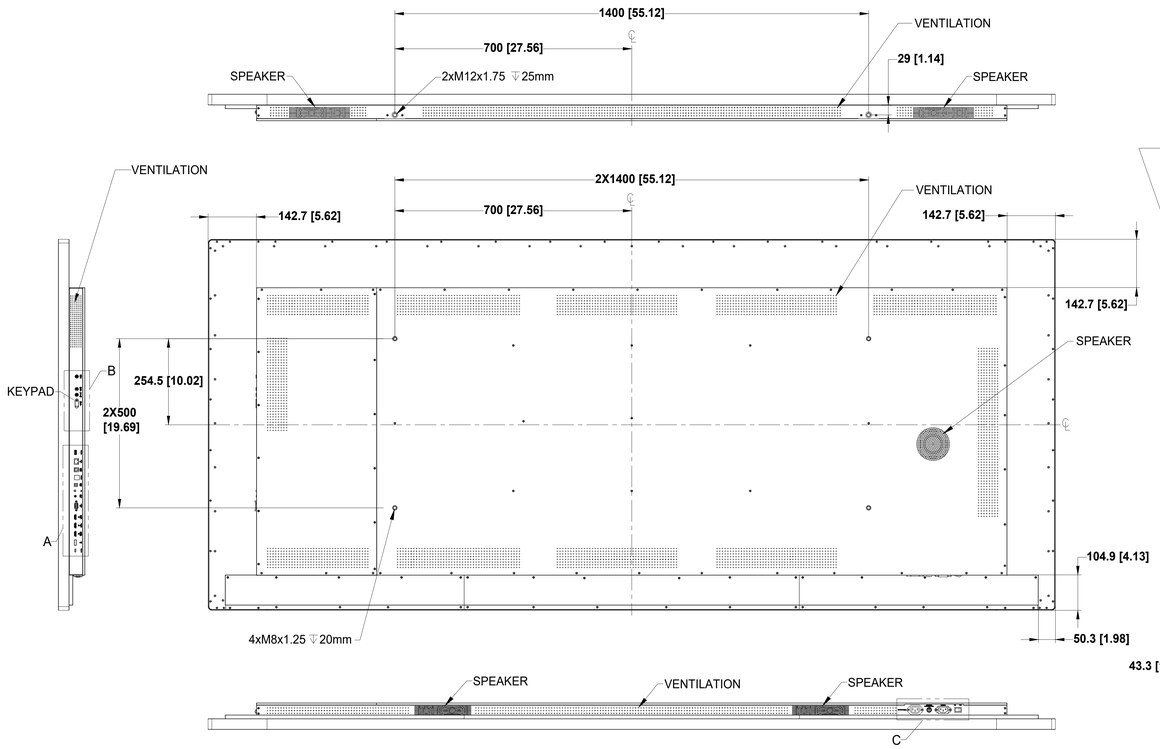

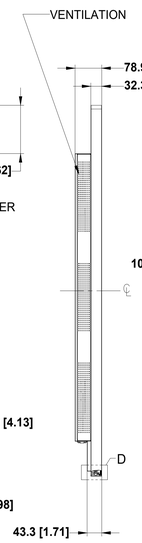

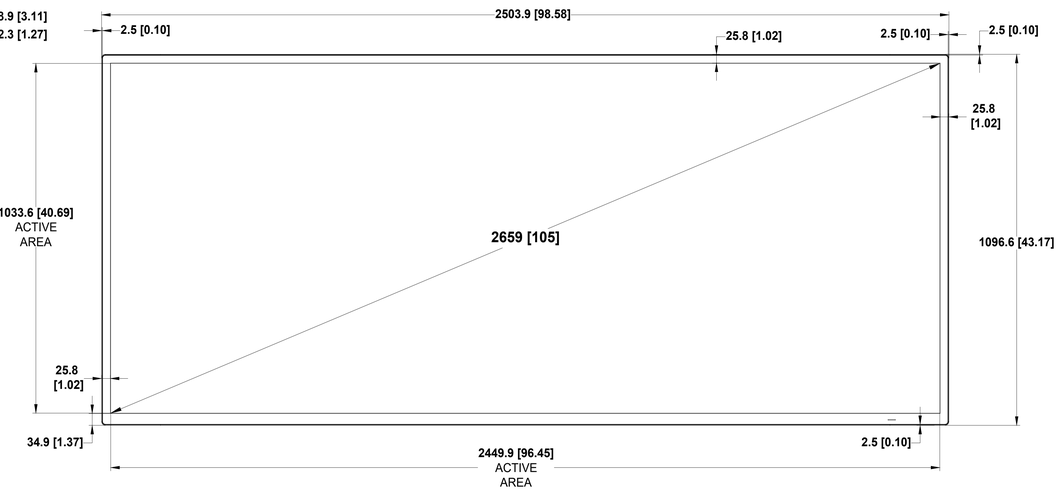

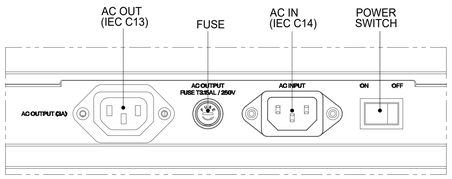

DETAIL C
SCALE 6 : 10

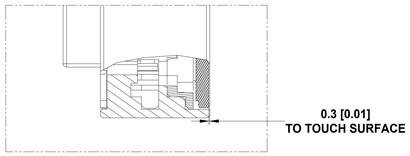

DETAIL D
SCALE 10 : 10

4. THE TERMS HDMI®, HDMI HIGH-DEFINITION MULTIMEDIA INTERFACE, HDMI TRADE DRESS AND THE HDMI LOGOS ARE TRADEMARKS OR REGISTERED TRADEMARKS OF HDMI LICENSING ADMINISTRATOR, INC.
3. ROTATE DISPLAY COUNTER CLOCKWISE WHEN LOOKING AT THE FRONT FOR PORTRAIT APPLICATIONS.
2. KEEP PERFORATION AREAS CLEAR FOR VENTILATION.
1. SPECIFICATIONS SUBJECT TO CHANGE WITHOUT NOTICE.

NOTES: UNLESS OTHERWISE SPECIFIED.

PLANAR®
PLANAR SYSTEMS, INC.
6799 NE BENNETT STREET
HILLSBORO, OR 97124 USA

THIS DRAWING CONTAINS INFORMATION PROPRIETARY TO PLANAR SYSTEMS, INC. ANY REPRODUCTION IN PART OR WHOLE WITHOUT THE WRITTEN PERMISSION OF PLANAR SYSTEMS IS PROHIBITED. THIS DRAWING IS SUPPLIED FOR INFORMATION, IDENTIFICATION, ENGINEERING, EVALUATION, AND/OR INSPECTION PURPOSES ONLY AND MAY NOT BE USED AS BASIS FOR THE MANUFACTURING OF PRODUCTS OR THE FURNISHING OF SERVICES TO PLANAR SYSTEMS OR TO ANY THIRD PARTY UNLESS AUTHORIZED IN WRITING BY PLANAR SYSTEMS.

PRODUCT: 21BY9 105T
PART NO.: 998-4742-XX
SHEET TITLE: PRODUCT OUTLINE
UNLESS OTHERWISE SPECIFIED DIMENSIONS ARE IN MILLIMETERS [INCHES].
DRAWN BY: QFP
DRAWN DATE: 08 Jul. 26
SHEET: 1 OF 2
SHEET SIZE: B
REVISION: A

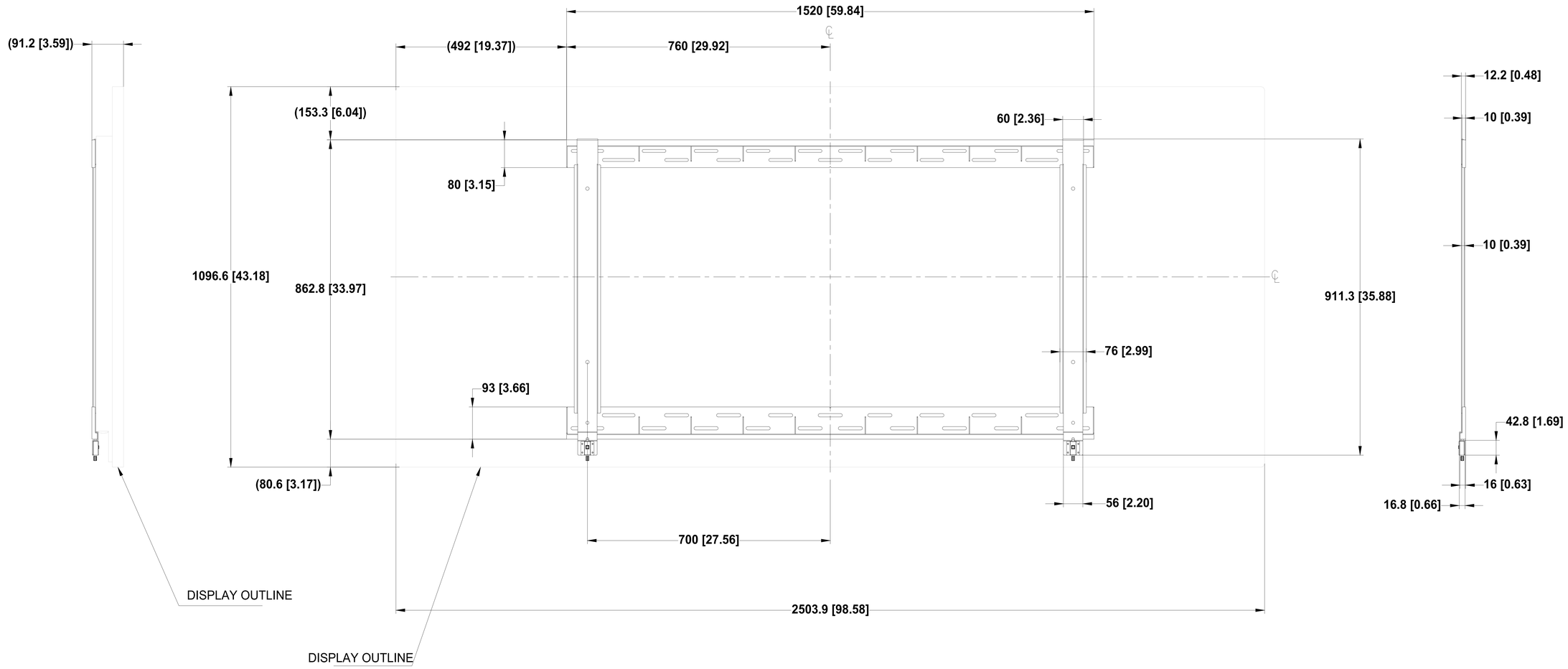

4. SEE INSTALLATION GUIDE WITH MOUNT HARDWARE ON PROPER INSTALLATION PROCEDURE.
3. ENSURE STRUCTURE IS SUFFICIENT FOR BOTH SUPPORTING PRODUCT WEIGHT AND THE HARDWARE TO BE USED TO AFFIX THE MOUNT.
2. MOUNT HARDWARE SUPPLIED IS FOR USE IN CONCRETE, WOOD, AND WALLBOARD ONLY. FOR OTHER MEDIUMS THE MOUNT MAY BE AFFIXED TO, APPROPRIATE HARDWARE WILL NEED TO BE PROVIDED.
1. SPECIFICATIONS SUBJECT TO CHANGE WITHOUT NOTICE.

NOTES: UNLESS OTHERWISE SPECIFIED

PLANAR®
PLANAR SYSTEMS, INC.
6799 NE BENNETT STREET
HILLSBORO, OR 97124 USA

THIS DRAWING CONTAINS INFORMATION PROPRIETARY TO PLANAR SYSTEMS, INC. ANY REPRODUCTION IN PART OR WHOLE WITHOUT THE WRITTEN PERMISSION OF PLANAR SYSTEMS IS PROHIBITED. THIS DRAWING IS SUPPLIED FOR INFORMATION, IDENTIFICATION, ENGINEERING, EVALUATION, AND/OR INSPECTION PURPOSES ONLY AND MAY NOT BE USED AS BASIS FOR THE MANUFACTURING OF PRODUCTS OR THE FURNISHING OF SERVICES TO PLANAR SYSTEMS OR TO ANY THIRD PARTY UNLESS AUTHORIZED IN WRITING BY PLANAR SYSTEMS.

PRODUCT: 21BY9 105T

PART NO.: 998-4742-XX

SHEET TITLE: 21BY9 105 LANDSCAPE MOUNT 955-1091-00 DETAILS

UNLESS OTHERWISE SPECIFIED DIMENSIONS ARE IN MILLIMETERS [INCHES].

DRAWN BY: QFP

DRAWN DATE: 08 Jul. 26

SHEET: 2 OF 2

SHEET SIZE: B

REVISION: A